



TJ490 TELESCOPIC TRANSMISSION JACK

立式變速箱千斤頂(標準型)

- Most features are similar to model TJ-500.
- This item utility feature truly meet your requirement on cost conscious purpose.
- Foot operated pump and lowering pedal for operator to guide and control the load during transmission removal.
- N.W 64.5 kg G.W. 67.5kg CUFT. 3.4' • Capacity: 500kg (1/2 ton)



TJ500 TELESCOPIC TRANSMISSION JACK

立式變速箱千斤頂(高級品)

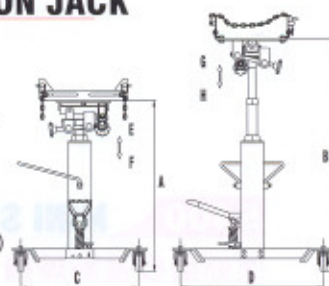
- Fully adjustable universal saddle with adjustable corner brackets and safety chain.
- Flash chromed rods inhibit rust from entering hydraulic system.
- Rugged welding construction prevents Jack from leakage after collision and/or deformation.
- Foot operated hydraulic stages allow for precise load control as well as rapid lifting abilities.
- Wide base with four 3" dia. Swivel casters provide stability and easy maneuvering.
- Safety bypass system prevents the Jack from being over extended and beyond its rate capacity.
- The pedal can be folded up to prevent the operator from being injury during movement.
- Foot operated release pedal equipped with "Auto Spring Lock" design to lower the load with easy.
- Telescopic ram provides the lowest height to transport the work piece by operator.
- N.W 68.5 kg G.W. 71.5kg CUFT. 3.4' • Capacity: 500kg (1/2 ton)



TJ510 TELESCOPIC TRANSMISSION JACK

立式變速箱千斤頂(氣壓式)

- Most features are similar to model TJ-500.
- This model equipped with a air valve to rapidly raise to the max. height only with 10seconds under unload.
- Under 120 psi, pneumatic primary stage with the load up to 150 kg and second stage with the load up to 75 kg.
- N.W. 70 kg G.W. 73kg CUFT. 3.4' • Capacity: 500kg (1/2 ton)



編號 Item	A(mm)	B(mm)	C(mm)	D(mm)	E	F	G	H
TJ490	867	1792	610	728	—	—	24°	19°
TJ500	875	1800	630	728	20°	10°	24°	19°
TJ510	875	1800	630	728	20°	10°	24°	19°
TJ530	875	1800	630	728	20°	10°	24°	19°
TJ800	719	1842	760	640	12°	12°	30°	30°
TJ1000	1120	1797	780	810	20°	10°	24°	19°



TJ530 TELESCOPIC TRANSMISSION JACK

立式變速箱千斤頂(雙幫浦)

- Most features are similar to model TJ-500.
- Special double piston design that can provide twice faster raising under unload.
- The special bypass system to provide the function of auto reversing to single piston operating when loading over 200 kg.
- N.W. 71 kg G.W. 74kg CUFT. 3.4' • Capacity: 500kg (1/2 ton)

TJ800 TELESCOPIC TRANSMISSION JACK

立式變速箱千斤頂(800KG)

- Most features are similar to model TJ-500.
- The base with new frame design to provide much durable.
- N.W. 68kg G.W. 71kg CUFT. 3.4'
- Capacity: 800kg



TJ1000 TRUCK TRANSMISSION JACK

立式變速箱千斤頂(1000KG)

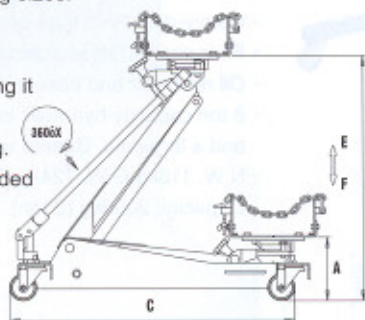
- Fully adjustable universal saddle with adjustable corner brackets and safety chain.
- Bracket and chain slings are adjustable to accommodate transmissions, clutches and differentials of varying sizes.
- Wide base with four 3-1/2" dia. Swivel casters provide stability and easy maneuvering.
- Safety bypass system prevents the jack from being over extended and beyond its rate capacity.
- Rugged studs design to provide the great stability.
- N.W. 96kg G.W. 99kg CUFT. 4.1' • Capacity: 1000kg(1 ton)



FJ1000 HYDRAULIC TRANSMISSION JACK

臥式變速箱千斤頂(1T)

- Universal saddle, brackets and chain sling are fully adjustable to accommodate transmissions, clutches and differentials in varying sizes.
- Pump handle rotates 360 degree for convenient operation.
- Four swivel casters allow for easy to position under the vehicle.
- Low frame design gets under the lowest clearance trucks, making it ideal for clutches repair work.
- Easily accessible release knob facilitates sensitive load lowering.
- Safety overload system prevents the ram from being over extended and beyond it's rated capacity.
- N.W. 60kg G.W. 64kg CUFT. 3.8' • Capacity: 1000kg (1 ton)

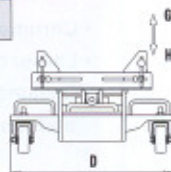


編號 Item	A(mm)	B(mm)	C(mm)	D(mm)	E	F	G	H
FJ1000	200	750	865	480	17"	20"	15"	15"
FJ1500	165	890	1105	650	17"	20"	12"	12"

FJ1500 TRUCK TRANSMISSION JACK

臥式變速箱千斤頂(1-1/2T)

- Universal saddle, brackets and chain sling are fully adjustable to accommodate transmissions, clutches and differentials in varying sizes.
- Pump handle rotates 360 degree for convenient operation.
- Four swivel casters allow for easy to position under the vehicle.
- Low frame design gets under the lowest clearance trucks, making it ideal for clutches repair work.
- Easily accessible release knob facilitates sensitive load lowering.
- Safety overload system prevents the ram from being over extended and beyond it's rated capacity.
- N.W. 130kg G.W. 150kg CUFT. 10.5' • Capacity: 1500kg (1-1/2 ton)

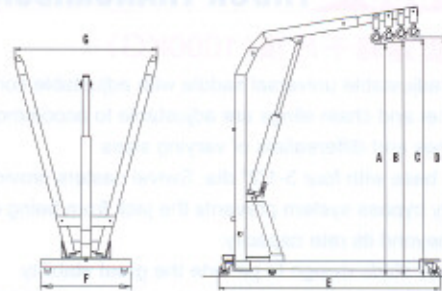




EC1009 ENGINE CRANES

1T引擎吊架

- Four position telescopic boom with forged steel grab hook.
- Quick foldable legs save shop place and prepare crane for transporting or storage within seconds.
- Four full swivel casters provide easy maneuvering and positioning.
- New 8 ton capacity long stroke ram is deigned with swivel handle provide fast engine removal and replacement from any direction.
- N.W. 81.1kg G.W. 96.6kg CUFT. 10'
- Capacity: 1000kg (1 ton)



編號 Item	A(mm)	B(mm)	C(mm)	D(mm)	E(mm)	F(mm)	G(mm)
EC1009	1645	1700	1730	1770	1720	600	720
EC2001	1975	2125	2280	2425	MIN1580 MAX2440	MIN915 MAX1230	MIN733 MAX865

EC2001 ENGINE CRANES

2T引擎吊架

- Heavy-duty steel tube construction.
- Four position telescopic boom with 3/8" proof chain and forged steel grab hook.
- Oil reservoir and base are welded as one unit for resisting oil leakage.
- 8 ton capacity hydraulic long ram provides faster rising action, and a large dia. Ram to with stand angle loads.
- N.W. 118kg G.W. 124kg CUFT. 7.91'
- Capacity: 2000kg (2 ton)

LRJ050 ENGINE CRANE RAMS

引擎吊架油壓缸

- Chrome-plated cylinder rod inhibits rusting, and corrosion.
- Larger diameter pump pistons for faster rising action.
- Designed with swivel handle provide fast engine removal and replacement from any directions.

PL2500 ADJUSTABLE ENGINE SLING CHAIN SET

螺桿調整型引擎吊練組

- Ideal for car, van and truck engines, suitable for use with all JTC Engine Cranes.
- Handles and levels heavy, off-center loads quickly and easily.
- Capacity: 500kg

ES450 ENGINE STAND

引擎修護架 (1000LBS)

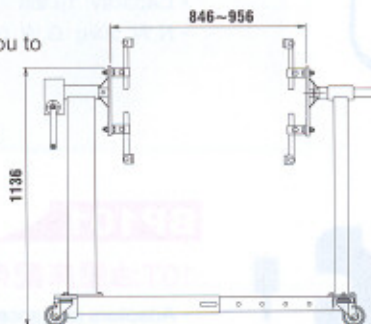
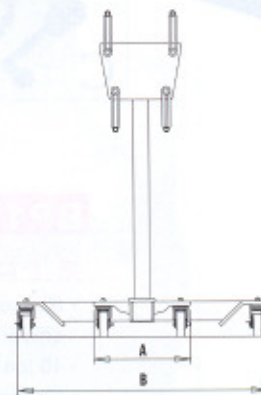
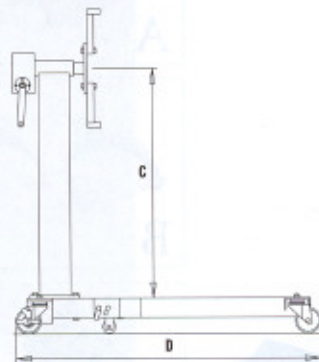
- Simple design for circumstance.
- N.W. 23kg G.W. 25.5kg CUFT. 2.4'.
- Capacity: 1000LBS

ES707 ENGINE STAND

引擎修護架 (500KG)

- Ideal engine stand for car and light truck engine service.
- Four adjustable arms attached make engine mounting fast and easy.
- Gear box allows full rotating service for the mounted unit being removed as the best location, just with turning of the crane. It provides manpower-saving exteryly.
- Four swivel ball bearing caster wheels provide stability and easy maneuvering.
- To conserve valuable floor space, the legs being able to fold into a compact package for storage.
- N.W. 80kg G.W. 85kg CUFT. 9.3' • Capacity: 500kg(1/2 ton)

編號 Item	A(mm)	B(mm)	C(mm)	D(mm)
ES450	380	710	635	878
ES707	373	960	984	1173
ES808	665	900	781	1249
ES909	355	965	891	MIN981 MAX1389



ES808 ENGINE STAND

引擎修護架 (600KG)

- Most features are similar as model ES-707.
- There is a little difference in the based on the application of the outside frame.
- N.W. 85kg G.W. 90kg CUFT. 9.3' • Capacity: 600kg

ES909 ENGINE STAND



引擎修護架 (雙邊)

- A heavy duty repair stand for mounting a great variety of engines, transmissions, and rear axles of trucks, tractors and construction equipment.
- 4 universal mounting arms in each mounting head allow you to mount a wide variety of components without any other special adapters.
- Twin-post design features lateral adjustment and provides extremely stable control.
- Gear box allows full rotating service for the mounted unit being removed as the best location, just with turning of the crane. It provides manpower-saving extremely.
- Four swivel ball bearing caster wheels provide stability and easy maneuvering.
- N.W. 97kg G.W. 102kg CUFT. 8.6' • Capacity: 1000kg(1 ton)

JL9511 DISMANTLE TOOL FOR SHOCK ABSORBERS

立式油壓彈簧壓台

- Special design to use for most cars.
- First, check the spring angle and choose the A, B, C clamp.
- Assemble clamp on "a" and "b" fastener holder.
- Then turn "c" turning wheel of "a" fastener holder, adjust to the proper position and then put adjust clamp on shock absorber to completely press spring will do.
- To lock tightly "d" hydraulic valve and shake up and down for "e" hydraulic operating rod. Then hydraulic spring will move "b" clamp to fasten seat up to your proper height position. And then you can disassemble the shock absorber.
- After dismantling and changing the shock absorber, to release slowly "d", and then "b" will lower to original position.
- Contents: Clamp A, B, C.



B+B

B+C

A+C

BP1101 BENCH PRESSES

桌上型油壓床

- Rugged bolt-together construction is designed to fabricate conveniently and efficiently by yourself.
- 10 ton single-acting hydraulic ram with a 10" stroke.
- Sliding ram mount centers over work piece and locks in any positions.
- Manually operated two-speed pump provides quick ram traveling to load.
- Attached Bp101
- Capacity: 10 ton
- N.W. 50kg G.W. 52kg CUFT. 1.8'



BP101 10T BENCH PRESSES ACCESSORY SET

10T油壓床配件組

- Adapters and accessories are attached to ram's forcing or used on the press bed to support the work.
- N.W. 7kg G.W. 7.5kg CUFT. 0.2'



SP150A MANUAL HYDRAULIC PRESS

專業型油壓床15T

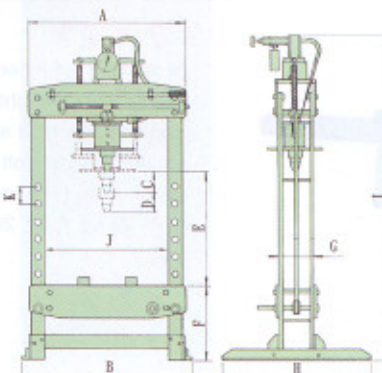
- Using for wide range of mechanical parts, such as bends deforms, combined for reformation or shaft bearing, gear, press in or extruded.
- It designed with double oil-cycle system.
- Press head assembly is movable to right and left sides.
- Press head and work table are adjustable up and down.
- Included a 600 kg/cm² precision pressure gauge.
- Capacity: 15 tons.
- N.W.: 196kgs, G.W.: 226kgs, CUFT: 26.7'



SP350A MANUAL HYDRAULIC PRESS

專業型油壓床35T

- Using for wide range of mechanical parts, such as bends deforms, combined for reformation or shaft bearing, gear, press in or extruded.
- It designed with double speed of high and low pressure.
- Included pressure release valve, it will release pressure back to 35 tons when the pressure over 40 kgs.
- Included a 600 kg/cm² precision pressure gauge.
- Capacity: 35 tons.
- N.W.: 320kgs, G.W.: 380kgs, CUFT: 36'



編號 Item	A(mm)	B(mm)	C(mm)	D(mm)	E(mm)	F(mm)	G(mm)	H(mm)	I(mm)	J(mm)	K(mm)
BP1101	550	610	254	~	370	150	81	200	985	410	~
SP150A	800	860	110	100	595	355	166	750	1640	628	90
SP220B	680	850	135	~	865	150	100	650	1560	570	120
SP350A	1000	1080	110	80	530	410	236	850	1730	790	95

SP220B WORKSHOP PRESS

簡便型油壓床20T

- Designed for repairing small motors, removing & installing heavy parts such as gears, bearing nad other press fit parts.
- Heavy duty return spring for fast ram retraction.
- Reinforced head plate with arbor plates.
- Capacity: 20 tons.
- N.W.: 122.8kgs, G.W.: 129.8kgs, CUFT: 9.35'





四輪千斤頂 SERVICE JACK

- Ideally suited for all automotive, agriculture and light truck repair facilities.
- Pump is operated by both activating foot pedal to provide speed to contact the load, and activating "T" handle to lift it.
- Hydraulic power unit with dust seals to prevent oil contamination.
- Large heavy duty rear swivel caster wheels provide easy maneuvering and positioning of jack.

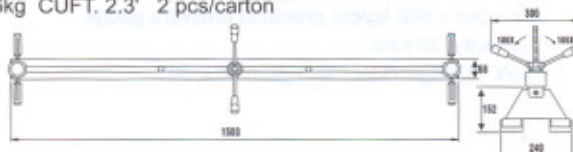
編號 Item	能力 Capacity	行程 Height range	體積 Size(LxWxH)	包裝 Packing
SJ2500	2.5T	145~520mm	695x344x180	36.5/38.5/1.96'
SJ3000	3T	120~580mm	1322x326x1037	69/71/4.9'
SJ5000	5T	120~580mm	1322x365x1037	80/82/5.3'



ES415 TRANSVERSE ENGINE SUPPORT

引擎平衡架

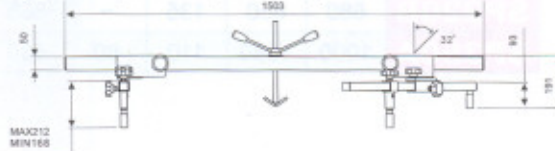
- Straddling the inner fender walls and acting as a bridge to support engines.
- Adjustable in height and width to bridge various vehicle fender walls and securely hold engine in place.
- Including slider bolt that can be positioned anywhere on the bar for the best weight distribution. (The model EX415 attached with two slider bolts and chains.)
- N.W. 23 kg G.W. 26kg CUFT. 2.3' 2 pcs/carton



ES417 UNIVERSAL TRANSVERSE ENGINE SUPPORT

四點式引擎平衡架

- Special new design for 4 fixing point to be a bridge to support the engine.
- Especially using on the car that without inner fender.
- Adjustable in height, position, width, and angle to bridge various vehicle and securely hold engine in place.
- With rubber in the 4 fixing point to prevent slip or damage the vehicle.
- Patent



BK506 PULL RAMS

油壓倒拉器(5T)

- Capacity: 5 ton
- Length: 29"
- Stroke: 6"
- Packing: 4 pcs/CTN
- N.W. 28 kg G.W. 29kg CUFT. 1'



BK1006 PULL RAMS

油壓倒拉器(10T)

- Capacity: 10 ton
- Length: 29"
- Stroke: 6"
- Packing: 2pcs/CTN
- N.W. 32 kg G.W. 33kg CUFT. 1'

JS303 JACK STANDS

3T頂車架(膠墊型)

- Capacity: 3 ton
- Height range: 290-440mm
- Base size: 177 x 194mm



JS603 JACK STANDS

6T頂車架(膠墊型)

- Capacity: 6 ton
- Height range: 340-505mm
- Base size: 203 x 229mm



JS601 JACK STANDS

6T頂車架(一般型)

- Capacity: 6T
- Height range: 386-605mm
- Base size: 240 x 270mm



US1175 UNDER HOIST STAND

圓柱型支撐架(標準型)

- Capacity: 3/4 ton
- Height range: 1400-2065mm
- Base size: \varnothing 305mm




US1175

US1180 UNDER HOIST STAND

圓柱型支撐架(腳踏型)

- Capacity: 3/4 ton
- Height range: 1400-2065mm
- Base size: \varnothing 305mm
- Controlled by foot



US1180

TS1102 UNDER HOIST STAND

圓柱型支撐架(三腳型)

- Capacity: 2 ton
- Height range: 1405-2165mm
- Base size: \varnothing 704mm



US1102

JS1218 JACK STANDS

貨車頂車架(18")

- Capacity: 12 ton
- Height range: 456-710mm
- Base size: \varnothing 467mm



JS1224 JACK STANDS

貨車頂車架(24")

- Capacity: 12 ton
- Height range: 614-868mm
- Base size: \varnothing 590mm



JS1228 JACK STANDS

貨車頂車架(28")

- Capacity: 12 ton
- Height range: 710-1065mm
- Base size: \varnothing 670mm



HD204 COLLISION REPAIR KITS

4T油壓板金組

- Capacity: 4 ton
- Include:

- 01 Single-speed hydraulic hand pump
- 02 Jack hose, 5 feet
- 03 4 ton ram with 4" stroke
- 04 1/2 ton hydraulic spreader ram
- 05 16" Extension tube
- 06 12" Extension tube
- 07 8" Extension tube
- 08 4" Extension tube

- 09 Male connector
- 10 Flat base
- 11 90° "V" base
- 12 Wedge head
- 13 Plunger toe
- 14 Ram toe
- 15 Rubber flex head
- 16 Serrate saddle
- 17 Blow molded case

HB210 COLLISION REPAIR KITS

10T油壓板金組(雙段)

- Capacity: 10 ton
- Include:

- 01 Two-speed hydraulic hand pump
- 02 Jack hose, 5 feet
- 03 10 ton ram with 6" stroke
- 04 1/2 ton hydraulic spreader ram
- 05 19" Extension tube
- 06 14" Extension tube
- 07 10" Extension tube
- 08 5" Extension tube

- 09 Male connector
- 10 Flat base
- 11 90° "V" base
- 12 Wedge head
- 13 Plunger toe
- 14 Ram toe
- 15 Serrated saddle
- 16 Serrated saddlex
- 17 Blow molded case with wheels.

HD210 COLLISION REPAIR KITS

10T油壓板金組(單段)

- Capacity: 10 ton
- Include:

- 01 Single speed hydraulic hand pump
- All the other parts the same as HB210.

PB810 COLLISION REPAIR KITS (PROFESSIONAL)

10T油壓板金組(高級品)

- Capacity: 10 ton
- Include:

- 01 Heavy-duty two speed hydraulic hand pump
- 02 Jack hose, 5 feet
- 03 10 ton ram with 6" stroke
- 04 1/2 ton hydraulic spreader ram
- 05 19" Extension tube
- 06 14" Extension tube
- 07 10" Extension tube
- 08 5" Extension tube

- 09 Male connector
- 10 Flat base
- 11 90° "V" base
- 12 Wedge head
- 13 Plunger toe
- 14 Ram toe
- 15 Rubber flex head
- 16 Serrated saddle
- 17 Blow molded case with wheels




HB610 10 TON COLLISION REPAIR KIT

38PCS油壓板金組(牙型)

- Capacity: 10 ton (Thread type)
- Include:

- 01 Two-speed hydraulic hand pump
- 02 Jack hose, 5 feet
- 03 10 ton ram with 6" stroke
- 04 1/2 ton hydraulic spreader ram
- 05 25" Extension tube
- 06 20" Extension tube
- 07 10" Extension tube
- 08 5" Extension tube
- 09 Male connector
- 10 Flat base
- 11 90° "V" base
- 12 Wedge head
- 13 Plunger toe
- 14 Ram toe
- N.W. 78.5kg G.W. 81.5kg CUFT. 4'

- 15 3-1/4" Rubber flex head
- 16 Female connector
- 17 Serrated saddle
- 18 Lock pin
- 19 Pull ring
- 20 Offset pull toe
- 21 Clamp head
- 22 Adjustable toe
- 23 Spring spreader toe
- 24 Chain pull plate
- 25 Clamp end toe
- 26 Pull clamp
- 27 Fender clamp
- 28 5/16" x 5' Chain and grab hook
- 29 5 Ton pull ram kit
- 30 3-Shelf service cart




HB510 COLLISION REPAIR KIT

21PCS油壓板金組(牙型)

- Capacity: 10 ton (Thread type)
- Include:

- 01 Two-speed hydraulic hand pump
- 02 Jack hose, 5 feet
- 03 10 ton ram with 6" stroke
- 04 1/2 ton hydraulic spreader ram
- 05 25" Extension tube
- 06 20" Extension tube
- 07 10" Extension tube
- 08 5" Extension tube
- N.W. 38.5kg G.W. 39.5kg CUFT. 1.42'

- 09 Male connector
- 10 Flat base
- 11 90° "V" base
- 12 Wedge head
- 13 Plunger toe
- 14 Ram toe
- 15 Rubber flex head
- 16 Female connector
- 17 Serrated saddle
- 18 Metal box
- 19 Lock pin



HB2050 COLLISION REPAIR KIT

20T油壓板金組

- Capacity: 20 ton
- Include:

- 01 Two-speed hydraulic hand pump
- 02 Jack hose, 5 feet
- 03 20 ton ram with 5" stroke
- 04 27.5" Extension tube
- 05 20" Extension tube
- 06 10" Extension tube
- 07 5" Extension tube
- 08 Lock pin
- N.W. 72.5kg G.W. 76.5kg CUFT. 3.5'

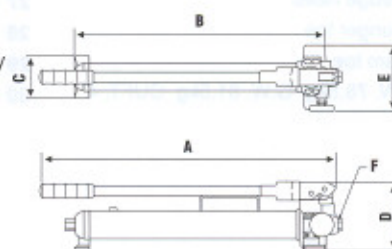
- 09 Male connector
- 10 Threaded coupling
- 11 Plunger base
- 12 Toe lift
- 13 Vee head
- 14 Wedge head
- 15 Serrated saddle
- 16 3-Shelf service cart





手壓幫浦 HAND PUMPS

- All models are featured with their rugged construction and low handle efforts.
- All metal construction and hand size release knobs that anti-leaking mechanism are truly suitable to industrial requirement and your daily works.
- Both single and two-speed models are available.
- Two-speed pumps provide fast pumping to meet the loading with the cylinder unloaded.
- Internal overload valve prevents pump from being used beyond its rated capacity.
- External adjustable relief valve with anti-losing mechanism design.
- Carrying handles for easy portability.



Model	Pressure Rating (bar)		Usable Oil Capacity (c.c.)	Oil Volume Per Stroke(c.c.)		A (mm)	B (mm)	C (mm)	D (mm)	E (mm)	Oil Port Thread F	Weight (kgs)
	1st Stage	2nd Stage		1st Stage	2nd Stage							
HB350	13.8	700	350	13.0	2.8	343	310	66	146	142	3/8NPT	5.9
HB600	13.8	700	600	13.0	2.8	543	480	90	146	142	3/8NPT	7.6
HB700	13.8	700	700	13.0	2.8	633	528	90	146	142	3/8NPT	8
HC1500	13.8	700	1500	13.0	2.8	633	551	106	200	142	3/8NPT	11.2
HC2500	13.8	700	2500	13.0	2.8	713	632	106	200	142	3/8NPT	12
HE2000	13.8	700	2000	13.0	2.8	580	526	140	189	148	3/8NPT	11.5
HF350	13.8	700	350	7.0	1.0	343	310	66	127	142	3/8NPT	5.5
HA350	700		350	3.2		343	292	90	146	142	3/8NPT	5.7
HA600	700		600	3.2		543	478	90	146	142	3/8NPT	7.1
HA700	700		700	3.2		633	526	90	146	142	3/8NPT	7.6
HD300	700		300	2.8		330	283	90	127	130	1/4NPT	4.4
HD500	700		500	2.8		530	469	90	127	130	1/4NPT	5.4



CP210 COUPLERS

1/4"小型油壓接頭組

- Ram half 1/4" NPT (CP211)
- Hose half 1/4"NPT (CP212)

CP330 COUPLERS

3/8"大型油壓接頭組(美規)

- Ram half 3/8" NPT (CP331)
- Hose half 3/8"NPT (CP332)

CP350 COUPLERS

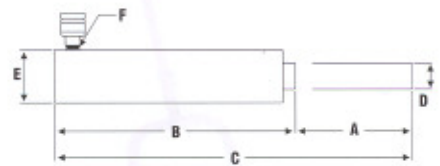
3/8"大型油壓接頭組(日規)

- Ram half 3/8" NPT (CP351)
- Hose half 3/8"NPT (CP352)



油壓缸 RAMS

- All models are made of Middle Carbon Steel, one piece solid steel bar machining and with heat treatment to match with the industrial requirement.
- Internal heavy duty return spring provides consistent of performance.
- Chrome-plated piston inhibits rusting, scoring and corrosion.
- To make your cylinder even more versatile, there is a wide range of accessories available for threading onto the piston rod or collar, or into the cylinder base, making the cylinder a real workhorse.
- Quick connecting coupler available to all models for fast set up.

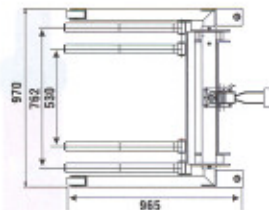


Model	Capacity	A Stroke	Stroke Oil Cap (c.c.)	Cylinder Bore Dia (mm)	B Height(mm)		Spring Return	D Outside Dia(mm)		F Oil Port Thread	Weight (kgs)
					Retracted	Extended		Piston	Ram		
RC458	4 ton	5/8"	8 -1	Φ 28.5	42	58	NO	25.4	-	1/4NPT	0.8
RA404	4 ton	4"	65	Φ 28.5	269	370	YES	70	45	1/4NPT	1.9
RC023	2 ton	3"	38.5	Φ 25.4	140	215	NO	25.4	33	1/4NPT	0.8
RC101	10 ton	7/16"	17.5	Φ 45	43	54	NO	22.2	57	1/4NPT	1.4
RC102	10 ton	2"	81	Φ 45	130	180	YES	38	57	1/4NPT	2.3
RC104	10 ton	4"	162	Φ 45	180	282	YES	40	57	1/4NPT	3.1
RA106A	10 ton	6"	243	Φ 45	369	522	YES	40	57	1/4NPT	5.4
RC1010	10 ton	10"	405	Φ 45	463	717	YES	40	57	1/4NPT	6.9
RC1010A	10 ton	10"	405	Φ 45	453	707	YES	40	57	1/4NPT	6.8
RC202	20 ton	2"	168	Φ 65	150	201	YES	55	88	3/8NPT	6.2
RC205	20 ton	5"	421	Φ 65	227	354	YES	55	88	3/8NPT	8.8
RC302	30 ton	2"	256	Φ 75	150	201	YES	70	103	3/8NPT	8.4
RC305	30 ton	5"	638	Φ 75	225	352	YES	70	103	3/8NPT	12.3
RC502	50 ton	2"	362	Φ 95	165	216	YES	85	127	3/8NPT	14.8
RC505	50 ton	5"	900	Φ 95	240	367	YES	85	127	3/8NPT	21
RC1002	100 ton	2-1/2"	930	Φ 135	185	249	NO	105	175	3/8NPT	31.2
RC1005	100 ton	5"	1817	Φ 135	250	337	NO	105	175	3/8NPT	40.6

WD1250 WHEEL DOLLY

大車輪胎搬運車

- Foot-operated hydraulic bottle jack with hand chrome plated piston is designed for welding construction.
- This model is truly fit in with high quality request.
- Long-handled release knob provides convenience for work when the operator is standing.
- Heavy duty chain for securing the wheels.
- Tubular lifting arm allows easy adjusted to fit the middle and large size tires.
- Rear swivel caster wheels and rigid front wheels provide positive steering and effortless maneuvering.
- 3-1/4" travel adjustment on rear caster wheels match lifting arms with spindle angle.
- Foot pedal can be folded up for storage and prevent operator injury.
- Capacity: 600kg
- N.W. 101kg G.W. 111kg CUFT. 14'



72040 BRAKE DRUM HANDLE

大車剎車鼓拆裝器

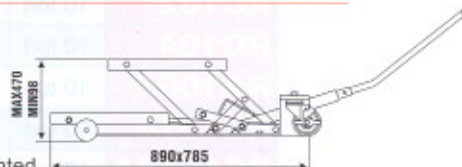
- Reduces lost-time injuries.
- Handles 15" and 16-1/2" drums.
- Machine rotating handle provides ease of raising and lowering drum.
- Ball bearing wheels, semi-pneumatic tires and 3/4" diameter axle provide easy maneuverability and balance of drum.
- Adjustable angle bracket secures both outboard and inboard mounted drums with disc wheel hubs to the drum handler's carriage.
- Detachable handle for convenient storage.
- Designed for removing, installing and transporting outboard mounted brake drums and inboard mounted drums with disc wheel hubs.
- N.W. 25.7kg G.W. 26.7kg CUFT. 8.6'
- Lift height: 261-387mm
- Overall width: 533mm Overall length: 1581mm Over dia: 203mm
- Shipping weight: 26kg



ML502 MOTORCYCLE LIFT

機車升降機

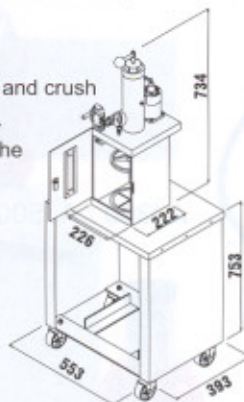
- Foot activated pump and release valve allow use of both hands to position and stabilize motorcycle.
- Wide, low profile base with rear mounted ball bearing swivel caster wheels provide easy maneuverability.
- Rubber grip pads on life saddles protect motorcycle frame.
- Two different work height can be mechanically locked in position by rotating locking arms into frame stops.
- Locking screws extend to floor to prevent lift movement.
- Professional quality power unit with rust inhibitive coatings on ram and pump piston to ensure long life.
- Designed for lifting motorcycles with an exposed frame under carriage.
- For light duty repairs and accessory installation.
- Life height: 102-483mm
- Overall width: 987mm Overall length: 876mm Over dia: 870mm
- Shipping weight: 44.5kg



CKS10A OIL FILTER CRUSHER

機油心壓平機

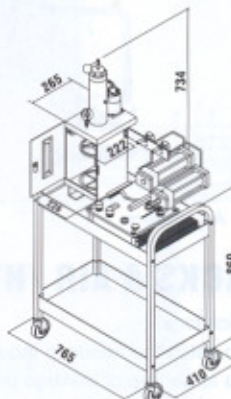
- Ideal design with a powered cylinder by Air/Hydraulic pump to crush oil filter and paint cans.
- Crushing ability up to 9" in length and 5" in diameter.
- Crushing capacity: 10 Ton.
- Air Pressure: 90 - 120 psi.
- Crushing time based on 10 CFM at 120 psi is 30 seconds.
- This model removes 85% of the residual oil from a predrained filter and crush filter to 1/6 of original size, and the paint can to 1/10 of original one.
- Security switch is equipped to prevent pump from operating once the door opened.
- Fast stroking design for saving operating time and easy operating.
- Low frame design and equipped with the braked swivel casters provide stability and maneuvering.



CKS10C OIL FILTER SOLVER (ALL IN ONE)

機油心壓平機(全功能)

- The total solution for Oil elements, including, cutting, separating and Crushing is the best option to save shop space and money at one stop.
- This solver removes 99% of the residual oil from the filter and crush cutted filters to 1/10 of original size. The best ideal model for 100% recycle.
- Crushing capacity: 10 Ton.
- Air Pressure: 90 - 120 psi.
- Crushing time based on 10 CFM at 120 psi is 30 seconds.
- This model removes 85% of the residual oil from a predrained filter and crush filter to 1/6 of original size, and the paint can to 1/10 of original one.
- Security switch is equipped to prevent pump from operating once the door opened.
- Fast stroking design for saving operating time and easy operating.
- Crushing time based on 10 CFM at 120 psi is 15 seconds.
- Open two shelf cater equipped with the braked swivel casters provide for stability and maneuvering.

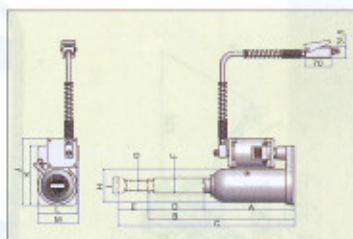


DL150 WELDING ROD CLAMP


車門拆裝架

- Only the raising is operated by the gear and threaded stud design.
- This new equipment is ideally designed for removing and installing various kind doors of vans, passenger cars and trucks.
- Allow easy one-man operation.
- Help you to save manpower, time and raise efficiency as well as quality work.
- Foot-operated hydraulic jack and lowering pedal allow for easy control of the raise and descent of the load.
- Adjustable mounting bars can hold doors of most sizes; preventing the door from being damaged with rubber pads.
- Four swivel caster wheels and a push handle provide easy maneuvering and the brakes on the two rear swivel caster wheels provides easy positioning.
- N.W. 54kg G.W. 57kg CUFT. 4.6'

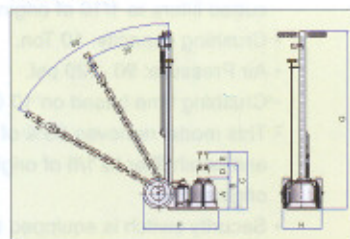




AJ system



BJ system



AJB system

貨車油壓千斤頂 BOTTLE JACKS & AIR / HYDRAULIC JACKS

- Low profile design for most of Industrial applications.
- Forging base as the strongest construction to catch the needs in Industry market.
- Housing welding onto the forged base makes to be free of leakage problem as well.
- Telescopic design of AJ300 & AJ500 reaches the extra needed during operating to save time and labor cost much.
- Telescopic design of AJ120, AJ220, ABJ1527 and ABJ2035 reaches the extra height during operation to save time and costs.
- ABJ1527, ABJ2035, ABJ300 and ABJ500 equipped with two large Dia. Rubber wheels provide the greatest convenience and mobility you need.
- Air / Hydraulic design make you free pumping handle also with the most efficiency and time saving.

編號 Item	CAPACITY	A	B	C	D	E	F	G	H	I	J	K	L	M	HOSE LENGTH	HANDLE LENGTH	AUXILIARY HEIGHT
AJ120	12TON	241	389.5	469.5	148.5	80	39.95	29.5	89	42	180	160	105	107	5'	630	—
AJ220	22TON	240.5	369.5	449.5	129	80	56	29.5	114	42	205	185	130	132	5'	630	—
AJ300	30TON	279	441	—	162	—	65	—	140	—	235	—	—	—	5'	630	—
AJ500	50TON	304	475	—	171	—	75	—	163	—	260	—	—	—	5'	630	—
BJ120	12TON	241	389.5	469.5	148.5	80	39.95	29.5	89	42	507	460	105	—	—	630	—
BJ220	22TON	240.5	369.5	449.5	129	80	56	29.5	114	42	507	185	130	—	—	630	—
BJ300	30TON	279	441	—	162	—	65	—	140	—	—	235	150	—	—	630	—
BJ500	50TON	304	475	—	171	—	75	—	163	—	—	260	180	—	—	630	—
AJB1527	15 27	205	291	377	86	86	460	1155	—	—	—	—	—	—	5'	—	95
AJB2035	20 35	205	291	377	86	86	490	1155	—	—	—	—	—	—	5'	—	95
AJB300	30TON	247	367	—	120	—	460	1155	—	—	—	—	—	—	5'	—	95
AJB500	50TON	266	396	—	130	—	490	1155	—	—	—	—	—	—	5'	—	95



油壓式拔輪器 HYDRAULIC PULLERS

- Four stages of foldable & removable handle saves the handle force during operation.
- 360° Rotary Socket.
- Self-contained hydraulic pump and puller body with integral safety valve.
- Heat treated & chrome plated hydraulic cylinder rod provides linear force.
- Easily release valve.
- Spring loaded live centering nut for easy job (removable).
- 2/3 jaws combination puller cross head with manganous-phosphate plated for rust proof and durability.
- Heat treated forged alloy steel cross bolts & jaws with manganous-phosphate plated for rust proof and long life service.



編號 Item	CAPACITY	Reach (mm)		Spread (mm)		Stroke (mm)			Jaw Tip (mm)				Weight (Kg)	
		A	B	C	D	H	E	F	G	A	B	C		I
PM400	4 TON	185	70	75	255	60	42	22	84	11	6	22	32	6.7
PM410	4 TON	250	—	55	110	60	42	22	84	—	—	—	—	7.6
PM420	4 TON	185/250	70	75/55	255/110	60	42	22	84	11	6	22	32	11
PM800	8 TON	229	57	100	350	85	50	25	122	11	10	25	51	8.2
PM810	8 TON	270	—	95	220	85	50	25	122	—	—	—	—	14.3
PM820	8TON	229/270	57	100/95	350/220	85	50	25	122	11	10	25	51	18
PM1200	12 TON	269	103	90	375	85	60	28	118	14	10	29	51	8.0
PM1210	12 TON	381	—	120	290	85	60	28	118	—	—	—	—	18.0
PM1220	12 TON	269/381	103	90/120	375/290	85	60	28	118	14	10	29	51	8.0/18.0